

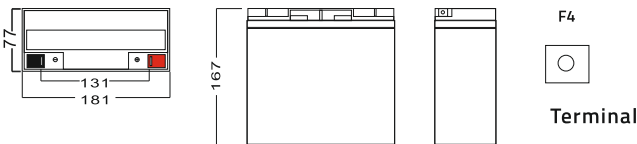


General Features

- High corrosion resistant performance: Pb-Ca multi-alloy grid
- High energy density and power density
- Optimized capability of instant high-current discharging
- Excellent charge acceptance ability
- Strong high and low temperature performance
- Precision sealing technology
- Long life



Dimension: 181(L)×77(W) ×167(H) ×167(TH) Unit: mm



Applications

- UPS/EPS
- Power systems
- Telecommunications system
- Emergency lighting, Auto control system
- Solar/wind generating storage cyclic
- Other general purpose

Specification

Nominal Voltage	12V		
Nominal Capacity	17.0Ah		
Design life	5 years		
Terminal	F4		
Approx. Weight	Approx5.0kg (11.2lbs)		
Container Material	ABS		
Rated Capacity	17.0Ah	20Hour Rate	(0.85A to 10.5V)
	13.2Ah	3Hour Rate	(4.40A to 10.5V)
	11.2Ah	1Hour Rate	(11.2A to 9.60V)
Internal resistance	Full charged at 25 °C: 18.0 mΩ		
Max. Discharge Current	255A (5 sec)		
Operating Temperature	Discharge: -15~50°C (5~122°F)		
	Charge: -10~50°C (14~122°F)		
	Storage: -20~50°C (-4~122°F)		
Charge Method (25 °C)	Charge current: Max. 5.1A; Recom. 1.70A		
	Float Charge: 13.5-13.8V, recom.13.5V(-18mV/ °C)		
	Equalize charge:13.8-14.1V, recom.14.1V(-24mV/ °C)		
Self discharge	Cycle charge:14.4-15.0V, recom.14.4V(-30mV/ °C)		
	3% of capacity declined per month at 25°C		

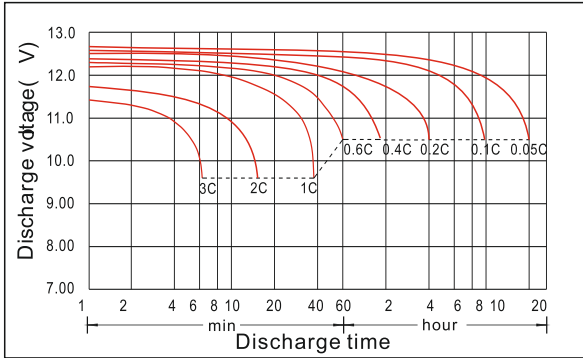
Constant Current Discharge Characteristics Unit: A (25°C, 77°F)

FV/Time	5min	10min	15min	30min	1h	2h	3h	4h	5h	8h	10h	20h
1.60V	67.3	44.0	32.8	21.5	11.2	6.43	4.69	3.76	3.20	2.11	1.68	0.90
1.65V	66.8	42.2	30.1	20.4	10.5	6.17	4.56	3.64	3.13	2.07	1.67	0.88
1.70V	54.7	39.6	28.1	19.8	10.2	6.05	4.47	3.45	3.09	2.04	1.63	0.87
1.75V	50.8	37.7	26.2	19.3	9.84	5.90	4.40	3.40	2.96	1.99	1.60	0.85
1.80V	46.8	35.5	24.3	18.7	9.50	5.75	4.17	3.33	2.84	1.94	1.56	0.82

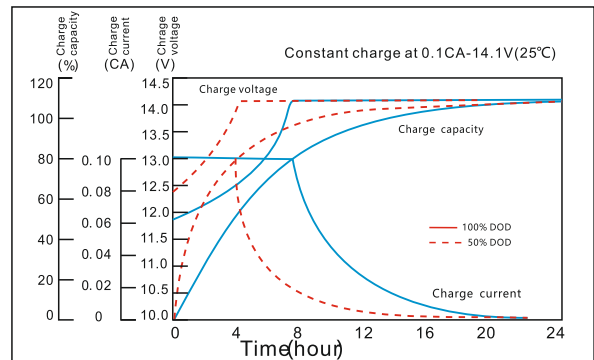
Constant Power Discharge Characteristics Unit: W/cell(25°C, 77°F)

FV/Time	5min	10min	15min	30min	1h	2h	3h	4h	5h	8h	10h	20h
1.60V	126	79.3	60.1	36.3	20.6	12.0	8.87	7.11	6.04	3.98	3.26	1.79
1.65V	116	75.1	56.4	36.1	19.4	11.6	8.61	6.89	5.92	3.92	3.20	1.74
1.70V	107	72.8	53.8	36.0	18.8	11.4	8.47	6.55	5.75	3.88	3.17	1.72
1.75V	96.6	70.6	51.9	35.6	18.2	11.1	8.36	6.46	5.64	3.72	3.10	1.69
1.80V	86.7	68.3	49.6	35.3	18.0	11.0	8.13	6.40	5.50	3.60	3.04	1.67

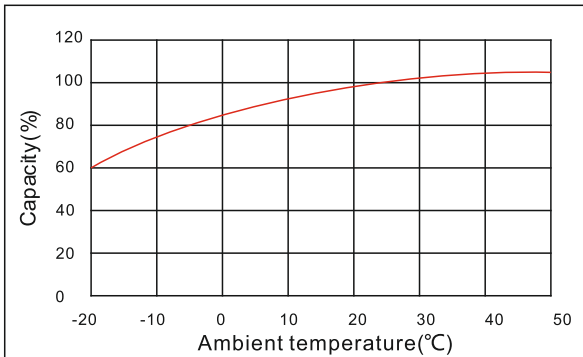
Discharge characteristic



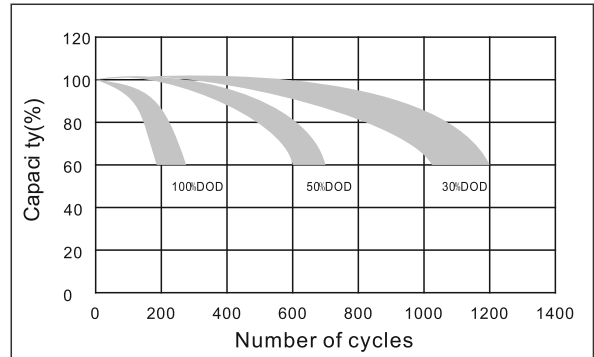
Charging characteristic



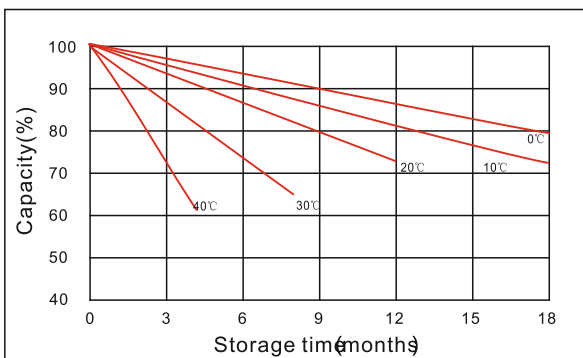
The effect of temperature on capacity



The effect of discharge depth on cycle life



Curves of self-discharge



The effect of temperature on float life

