



Applications

- > UPS/EPS
- > Power systems
- > Telecommunications system
- > Emergency lighting, Auto control system
- > Solar/wind generating storage cyclic
- > Other general purpose

General Features

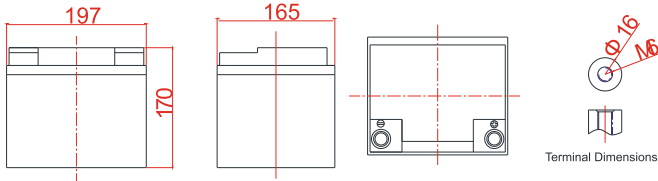
- > High corrosion resistant performance: Pb-Ca multi-alloy grid
- > High energy density and power density
- > Optimized capability of instant high-current discharging
- > Excellent charge acceptance ability
- > Excellent deep cycle discharge capability
- > Strong high and low temperature performance
- > Precision sealing technology
- > Long life

Specification

Nominal Voltage	12V		
Nominal Capacity	38Ah		
Design life	10 years		
Terminal	M6		
Approx. Weight	Approx 11.5kg (25.4lbs)		
Container Material	ABS		
Rated Capacity	38.0Ah	10Hour Rate	(3.80A to 10.8V)
	30.6Ah	3Hour Rate	(10.2A to 10.8V)
	24.9Ah	1Hour Rate	(24.9A to 10.5V)
Internal resistance	Full charged at 25°C: 12.2 mΩ		
Max. Discharge Current	456A(5S)		
Operating Temperature	Discharge: -20 ~50°C (-4~ 122°F)		
	Charge: -20 ~50 °C (-4~ 122°F)		
	Storage: -20 ~50°C (-4~ 122°F)		
Charge current:	Max. 9.5A ; Recom.3.8A		
Charge Method (25°C)	Float Charge: 13.5-13.8V, recom.13.5V(-18mV/ °C)		
	Equalize charge:13.8-14.1V, recom.14.1V(-24mV/ °C)		
	Cycle charge:14.4-15.0V, recom.14.4V(-30mV/ °C)		
Self discharge	3% of capacity declined per month at 25°C		



Dimension: 197(L)×165(W) ×170(H) ×170(TH) Unit: mm



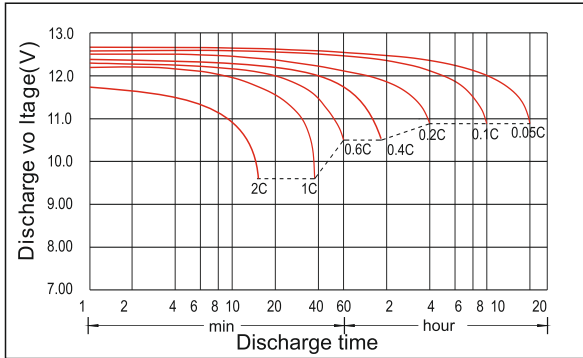
Constant Current Discharge Characteristics Unit: A (25°C, 77°F)

FV/Time	5min	15min	30min	1h	2h	3h	5h	8h	10h	20h
1.60V	134	71.9	43.8	25.6	14.7	10.7	7.15	4.69	3.95	2.07
1.65V	130	69.8	43.0	25.4	14.6	10.5	7.08	4.66	3.91	2.06
1.70V	125	68.3	42.3	25.2	14.5	10.4	7.00	4.62	3.88	2.05
1.75V	115	66.0	41.9	24.9	14.3	10.3	6.93	4.58	3.84	2.04
1.80V	103	61.6	40.1	24.2	14.0	10.2	6.74	4.54	3.80	2.03
1.85V	91.6	54.9	36.6	22.5	13.3	9.61	6.41	4.36	3.69	2.00

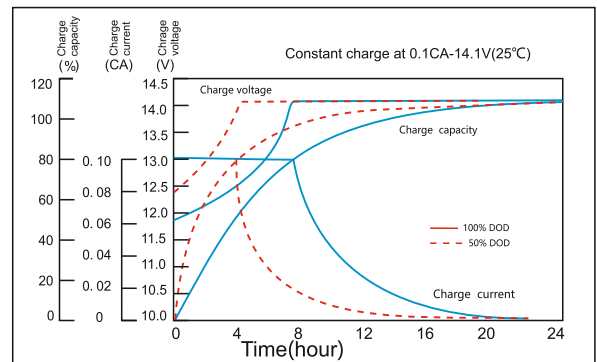
Constant Power Discharge Characteristics Unit: W/cell (25°C, 77°F)

FV/Time	5min	15min	30min	1h	2h	3h	5h	8h	10h	20h
1.60V	224	127	79.2	48.4	27.7	20.3	13.6	9.12	7.60	4.10
1.65V	216	124	78.4	48.0	27.7	20.0	13.5	9.05	7.52	4.09
1.70V	215	123	78.4	47.6	27.6	19.9	13.4	9.01	7.45	4.07
1.75V	200	122	78.1	47.3	27.4	19.8	13.3	8.94	7.37	4.05
1.80V	184	116	76.2	46.9	27.3	19.7	13.1	8.86	7.30	4.03
1.85V	164	103	69.9	43.5	26.1	18.7	12.5	8.56	7.18	3.99

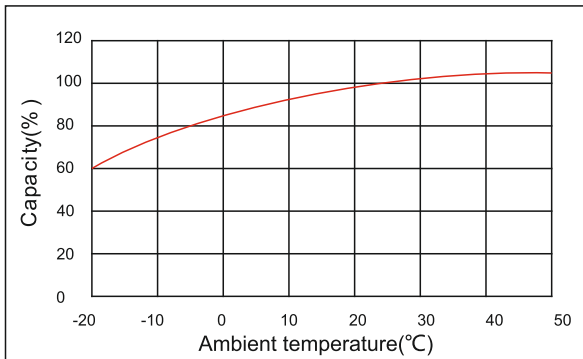
Discharge characteristic



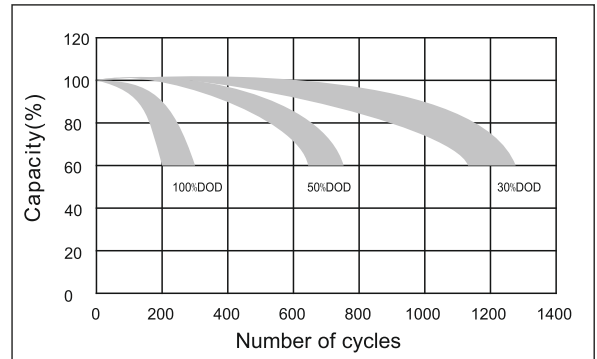
Charging characteristic



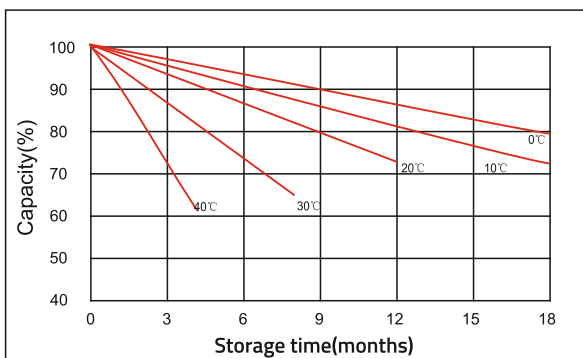
The effect of temperature on capacity



The effect of discharge depth on cycle life



Curves of self-discharge



The effect of temperature on float life

