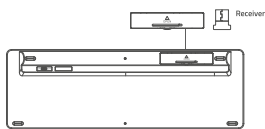
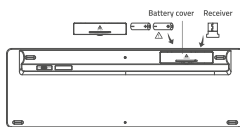


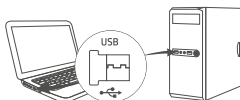
Operating Instructions



1. Turn the keyboard upside down, open the lid and remove the 2.4GHz Nano receiver



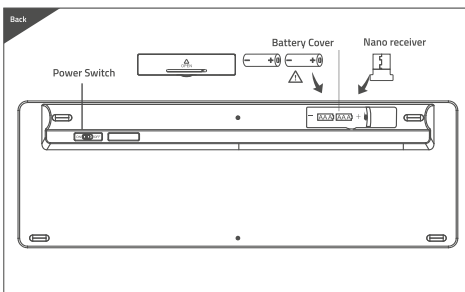
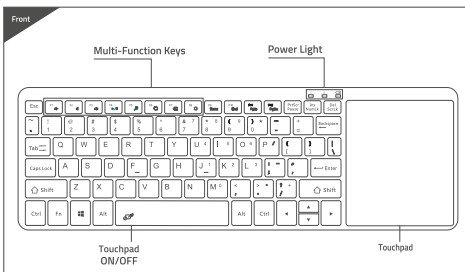
2. Insert two AAA batteries as shown picture on the left. Close the batteries cover.



3. Place 2.4GHz Nano receiver into USB port of your computer.



4. Turn the keyboard upside down, open the power switch, the keyboard is ready for use.



Warning: Please install the batteries correctly according to the positive and negative pole properly, do NOT recharge the batteries, or throw batteries into the fire, or mix different types of batteries and wasted batteries with new ones, in order to avoid battery leakage or explosion. Please store the batteries in a cool, dry place, and away from children; Please take out the battery when the battery not used for a long time.

2.4Ghz Wireless Touchpad Keyboard

User`s manual



Note : Please read the user manual carefully before you start using this product.

Warranty Card

User information

Company or personage full name

Contact address

Phone number _____ Code _____

The purchased product name and model NO

Purchased date

This reason due to the product broken and damage is not include on the warranty

- (1)Accident, misuse, improper operation, or any unauthorized repair, modified or removed
- (2)Improper operation or maintenance, when operation violation of the instructions.



Status Display LED

- Open the power switch: blue lights up.
- After connect successfully the blue light crush out.
- Low voltage indication: when the voltage below 2.2V working voltage, the red light twinkles.
- Numlock / Capslock: when open the Numlock / Capslock the lamp will light, when close the lamp will crush out.

Compatible system

For Windows 10 system, compatible with Android 4.0 system

Troubleshooting

Please contact the after-sales service.

Copyright

It is forbidden to reproduce any part of this quick start guide without the permission of seller.

Safety instructions

Do not open or repair this device, Do not use the device in a damp environment. Clean the device with a dry cloth.

Warranty

If the device is provided with one-year limited hardware warranty from the purchase day.

Keyboard Maintenance

1. Please don't expose the keyboard to rain or moisture
2. Please don't expose the keyboard at too high or too low temperature condition
3. Please don't put keyboard under sun for a long time.
4. Keep away from fire.
5. Avoid sharp objects not to scratch the device

FAQ

1. The 2.4GHz Nano receiver unrecognized? If the 2.4GHz Nano receiver unrecognized, please check the USB interface is functioning
2. Why the red light always twinkle when in use? The keyboard red light always twinkle when in use, indicates low power of battery, please change new battery quickly
3. The device display the 2.4GHz Keyboard is disconnecting? The 2.4GHz wireless keyboard after some time later not used, the tablet PC will go into dormant mode to save battery power. Press any key to awake the device.
4. Code missing. Please plug the 2.4GHz Nano receiver again, after the computer has been recognized, press the Fn+Backspace key and open the keyboard of power switch, the keyboard will be connected successfully.

Function Key Combinations (Fn+)

F1	Silence	F2	Quieter	F3	Głośniej+
F4	Open/pause	F5	Search	F6	Udostępni
F7	Device	F8	Settings	F9	Główne menu
F10	End of the line	F11	Up	F12	W dół
PrtScr	Stop	Ins NumLk	Keyboard lock	Del ScrLk	Scroll lock

Touchpad Functions

1	Numeric keyboard	A	Uppercase	⌘	Battery
---	------------------	---	-----------	---	---------

Touchpad Functions



One finger click – left mouse
Drag: One finger clicks twice and press to move.



Two finger click – right mouse



Two finger slide – mouse wheel



Two finger stretch – Zoom



Three finger click – win+s combination key (Open the Cortana)



Three Fingers slid to the left – Active window switch
Three fingers slid to right Alt+Tab (Active window switch)



Three finger slid up – win + Tab combination key (Open the browser window)



Three finger slid down - Win+D combination key (return back to Windows start menu)

Technical Specifications

- Keyboard size : 329.6X110.0X17.8mm
- Touchpad size : 80.4X93.3mm
- Working distance : 8-10m
- Weight : 270g
- Keyboard layout : 80Keys
- Sleep time : Six minutes
- Awaken way : Arbitrarily key

- Working voltage : 3.0V
- Low voltage alarm : <2.2V
- Sleep current : 0.03mA
- Touchpad working current : <29mA
- Working current : <11mA
- Power supply mode : AAA X 2 dry battery