




## Qoltec Smart Monolith charger for LiFePO4 AGM GEL SLA batteries | 10A | 12V

Product code: 51958

Intelligent automatic charger with mode switching for 3-stage charging of various types of 12V batteries including AGM, GEL, SLA and LiFePO4. It has safety features to ensure safe use and the ability to automatically switch off when the battery is charged.


### STABLE AND SAFE ENERGY SOURCE FOR ALL LIFEPO4, AGM, GEL AND SLA BATTERIES



#### Precise Charging to Suit Different Types of Batteries

Our Monolith charger has been designed to work seamlessly with a wide range of different types of batteries, including LiFePO4, AGM, GEL, calcium and SLA batteries, providing them with a stable and safe source of energy and ensuring that the battery remains in good condition throughout its entire service life.

## DISCOVER THE UNIQUE POWER OF SMART CHARGING WITH THE MONOLITH CHARGER

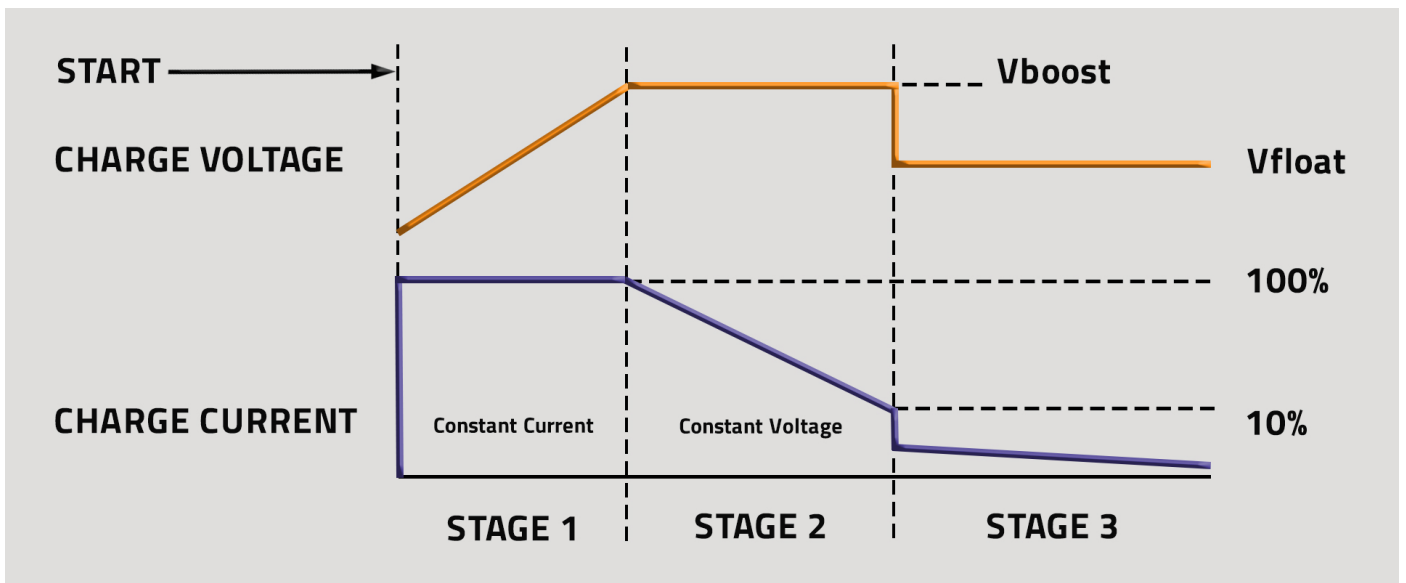


Integrated in the intelligent 3-stage charging process for optimum performance of your battery

The Monolith smart charger will charge your battery using intelligent 3-stage charging which involves adjusting the charging voltage and current to the current state of charge of the battery, it consists of 3 stages : **The BULK** stage is the identification of the battery and its needs, charging up to 80% of the battery capacity, with a maximum current kept constant and a high voltage, **The BOOST** The BOOST stage is the so-called absorption charging, it keeps the charging voltage constant between 14.1VDC and 14.8VDC, reducing the charging current, **The FLOAT** stage is the last charging cycle, a so-called sustained charge in which the battery has already reached 95% of its capacity and gradually reaches 100%, there is a reduction in the charging voltage to a constant value between 13.0VDC and 13.8VDC, the charging current automatically drops to 0A once the battery is charged.

The current charging stage of the battery is indicated by an LED on the charger.

## OPTIMAL PERFORMANCE, LONG BATTERY LIFE AND MINIMISATION OF COSTS AND ENERGY LOSSES



Perfect maintenance of your battery at every stage of charging

Intelligent 3-stage charging has many advantages, above all it can:

- Ensure that the battery is **fully and evenly charged**, improving performance and battery life,
- **Prevent overheating, overcharging or damaging the battery**, which improves battery safety and reliability,
- Save energy and costs, as it reduces the **loss of energy and time required** to charge the battery.

## TRUST OUR CHARGERS - ENJOY UNINTERRUPTED ENERGY



Automatic shut-off, durable casing, active cooling

- **3-stage charging mode** - ensures significantly faster, efficient and full charging without voltage drops,
- Durable housing - corrosion resistant,
- **Last setting memory** - the charger remembers the selected battery type and operating mode
- Built-in **active cooling** - automatically activates during charging and protects the charger, especially when charging heavily discharged batteries,
- LED charging process indicator,
- **Built-in fuse**,
- Features **protection** against short circuits, reverse polarity, overcharging and overheating,
- **Automatic shutdown** after charging is complete - once the battery is charged, it switches off charging mode and remains in sleep mode,
- Necessary cabling included.

## START WITHOUT RECONFIGURATION – READY IMMEDIATELY AFTER START-UP

Settings memory – convenience in everyday use

It features a settings memory, which automatically returns to the last selected operating mode after restarting. This is a practical solution, especially when the device is used cyclically or in hard-to-reach places. Thanks to the memory function, the charger:

- **saves the last selected battery type**,
- **does not require reconfiguration after reconnection**, always starts charging with the correct parameters,
- reduces preparation time,
- eliminates errors – minimises the risk of accidentally selecting the wrong mode.

## ZAPROJEKTOWANA TAK, ABY OBSŁUGA BYŁA PROSTA I BEZPIECZNA

Connecting the charger to the battery

Correct connection of the cables ensures stable charging and protection of the battery. Follow the instructions below.

- Prepare the cables: red (+) and black (-).
- **Connect the red (+) cable to the positive terminal of the battery and the black (-) cable to the negative terminal of the battery,**
- **Connect the plug,**
- **When charging is complete, disconnect the charger from the power outlet, then disconnect the cables from the battery (black first, then red).**

## SAFETY IS OUR PRIORITY



### Use of advanced security features

When designing the chargers, we placed safety above all else, which is why the product is equipped with comprehensive safety features, including protection against reverse polarity, overvoltage or overheating. For safety reasons, the input and output of the charger have been completely isolated. UVP protection - protects against under-voltage at the output, SCP protection - it protects against short circuits, OVP protection - it protects against too high output voltage, OCP protection - it protects against too high current on the line, OTP protection - is protection against overheating.

## CONFIDENCE CONFIRMED BY A WARRANTY

Product with 24 months guarantee

Zależy Ci na wysokiej jakości kupowanego produktu? Nasze rozwiązania spełniają Twoje oczekiwania. Dane przez nas są 24-miesięczną gwarancją liczoną od daty zakupu.

## TECHNICAL DATA

Producer	Qoltec
Input voltage	180 - 260V
Output voltage	12-15VDC
Type of charging	3 step charging mode
Output current	Max 10A
Load Adjustment	1.5% for output current; from no load to full load 0-40°C
Connector	Red + black crocodile-type terminals with brass contacts
Efficiency	88%
Cooling system	1 x Fan with thermal control
Display	No
Protection	Short-circuit protection Protection against overheating Overcurrent protection Protection against low voltage Overvoltage protection Reverse polarity protection
Protection against inverse polarity	Yes
Cable length	~0.90m
Usage	LiFePO4 AGM GEL SLA Calcium EFB
Additional information	The device has been CE tested and confirms compliance with applicable directives and standards.
Notices	Charger designed for 12 V batteries only Make sure that the cables are properly matched to the batteries Before removing the battery, first switch off all consumers and then disconnect it from the circuit Only use rechargeable batteries Never attempt to charge a frozen or damaged battery !
<b>OTHER PARAMETERS</b>	
Colour	Grey, black
Material	Aluminium
Operating temperature	0°C ~ +40°C
Dimensions (D/L x W x H)	150 x 170 x 75 mm
Package	Box
Package contents	1 x Battery charger 1 x Power cable 1 x Starter cable set 1 x Operating instructions
Package depth / length [mm]	225
Package width [mm]	255
Package height [mm]	155
Net weight [kg]	1.327
Gross weight [kg]	1.523
Certificate	CE
Warranty	24 month
EAN code	5901878519586